

ANNUAL REPORT 2021



184

Total Number
of Employees



200,640

Total Number
Of Citizens
Served



81

GP Sq. Mileage
(City Limits)



Total Number of Utilities Employees

80

Water

Total Miles of
Water Lines

849.9

Number Ground
Storage Tanks

6

Number of Valves

11,744

Ground Storage
Capacity (mg)

38.50

Number of Fire
Hydrants

7,487

Number of Elevated
Storage Tanks

6

Elevated Storage
Capacity (mg)

9.00

Total Storage in
Millions of Gallons

47.5

Gallons per citizen

53,697

Total Number of
Water Work
Orders

10,072

Total Number of
Locates

2,624

*When doing locates, we locate
both water & wastewater*

Annual Total of
Water Produced in
Millions of Gallons

8,826



Wastewater

Miles of
Wastewater
Collection Lines

627.6

Number of
Manholes

9,578

Number of Lift
Stations

19

Total Number of
Wastewater Work
Orders

1,335

Total Length of
Pipes Cleaned (ft)

560,085

Total Length of
Pipes TV'ed (ft)

30,114

Total Number of
Locates

2,624

Annual Total of
Sewer Collected: (in
millions of gallons)

6,444

Wastewater Pipe
Line Types by Miles

628

Cast Iron	0.3
Ductile Iron	1.8
Fiberglass	4.5
Poly	0.9
Poly Vinyl Chloride	392
Steel	0.1
VCP	226.1
RCCP	1.9



Streets

69 Number of Street Employees
652 Miles of Streets Maintained
470 Cubic Yards of Concrete installed
34,666 Linear Feet of Sidewalk Repaired
285 Number of Utility Cuts ` Repaired
6,059 Tons of Asphalt Installed
3,477 Number of Potholes Repaired
412 Miles of Storm Sewer Maintained
1,729 Number of Outfall Structures Maintained
29 Number of Detention Basins
23 Number of Rain and Stream Gauges
4 Number of Full Weather Stations
4 Number of Low Water Crossing Sites

35.4 Miles of Open Bar Ditches Maintained
24 Miles of Concrete Channels Maintained
5,379 Tons of Brush Collected
2,991 Number of Brush Calls Received
8,512 Total Number of Streets Work Orders
198 Number of Traffic Signals Maintained
90 Miles of Fiber Maintained
3,769 Number of Traffic Work Orders Completed
25,250 Number of Signs Maintained
323,222 Linear Feet of Pavement Markings Installed
12,578 Reflectorized Markers Installed
3,219 Total Number of Signal / Fiber Locates
744 Number of City Maintained Street Lights



Utility Billing

Total Number of Utility Billing Employees

32

Total Number of Meters

52,257

557,5728 Payments Processed

39,760	In-House
478,867	Electronic
38,9450	Lockbox

64,931 Field Work Orders

14,565	Tag Door-Non Pay
4,770	Shut Off Non-Pay
6,620	On Order
6,202	Termination, Off Order
3,215	Back On
1,155	Re-Read
5,236	AMI
17,810	Mobile Collector Reads
5,358	All Others

49,455 Customers By Rate Class Total

46,066	Residential
2,765	Commerical
152	Industrial
472	Governmental

Billing

Cycle Bills

586,136

Delinquencies

82,690

Final Bills

5,594

Call Center
(Calls Handled)

67,437

Water Sales (in
millions of gallons)

7,474



Education

Employee Training Hours

128

WaterSmart



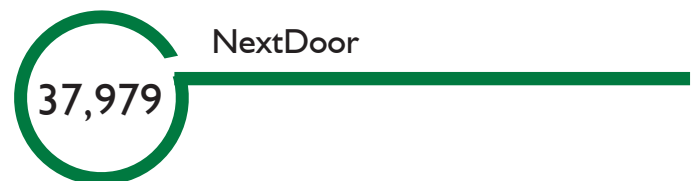
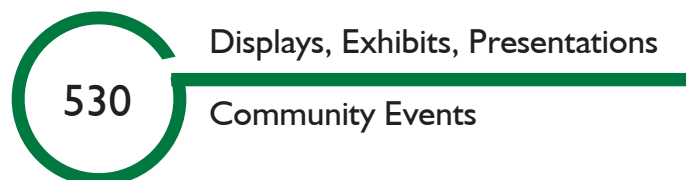
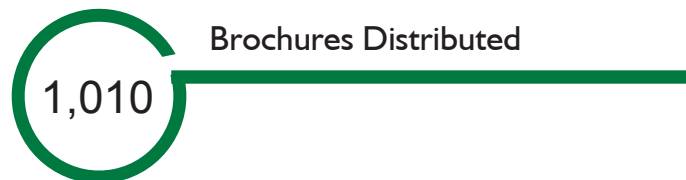
2
Water
Conservation
Classes Held

6
Special
Events
Attended

Outreach

Community Outreach Total Contacts

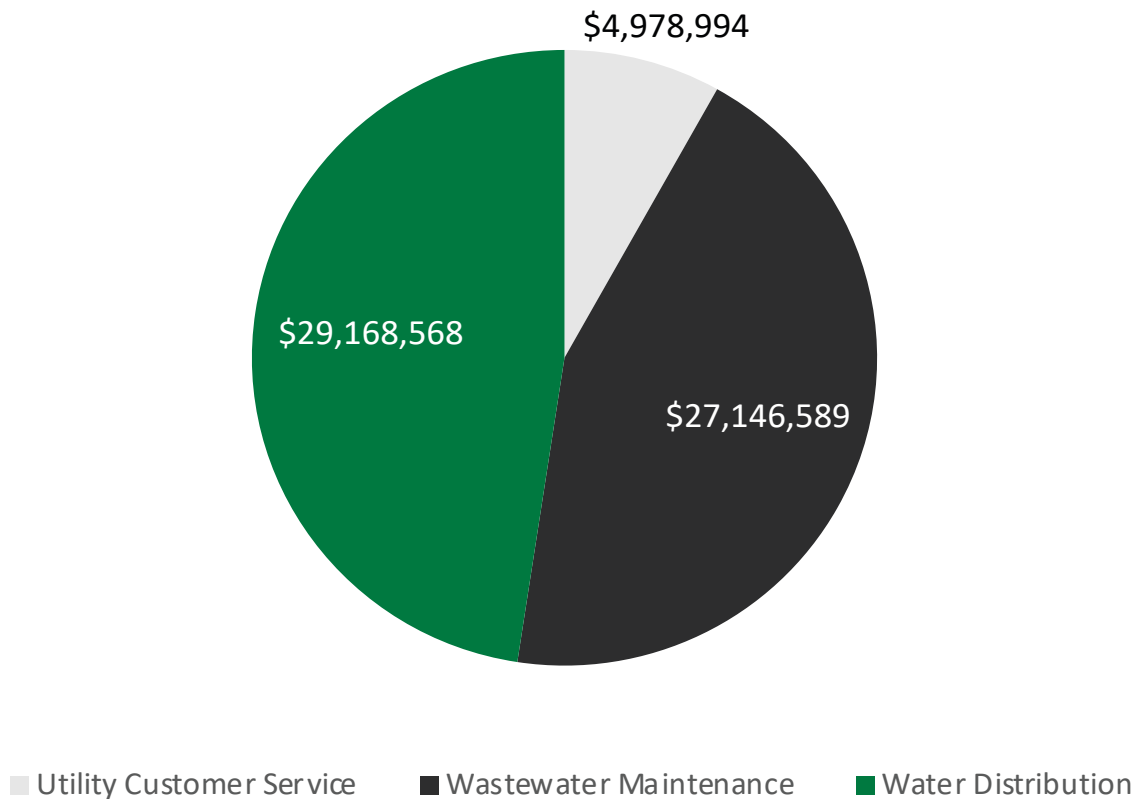
270,436



PUBLIC WORKS FY22 TOTAL BUDGET: \$124,425,589

Water/Wastewater Fund

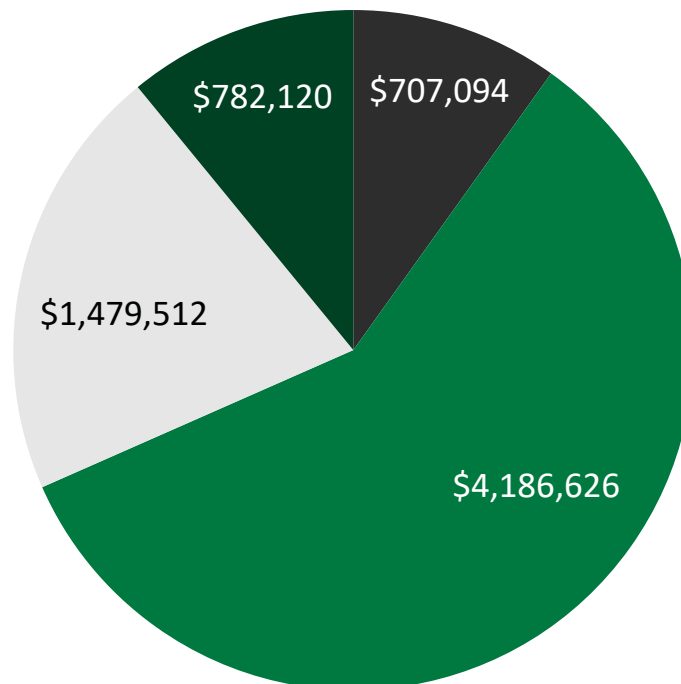
<u>Division</u>	<u>FY22 Approved Budget</u>
Utility Customer Service	\$4,978,994
Wastewater Maintenance	\$27,146,589
Water Distribution	\$29,168,568
Water/Wastewater Fund Total	\$61,294,151



PUBLIC WORKS FY22 TOTAL BUDGET: \$124,425,589

General Fund

<u>Division</u>	<u>FY22 Approved Budget</u>
Drainage Channel Maintenance	\$707,094
Street Maintenance	\$4,186,626
Traffic Signals	\$1,479,512
Signs and Markings	\$782,120
General Fund Total	\$7,155,352

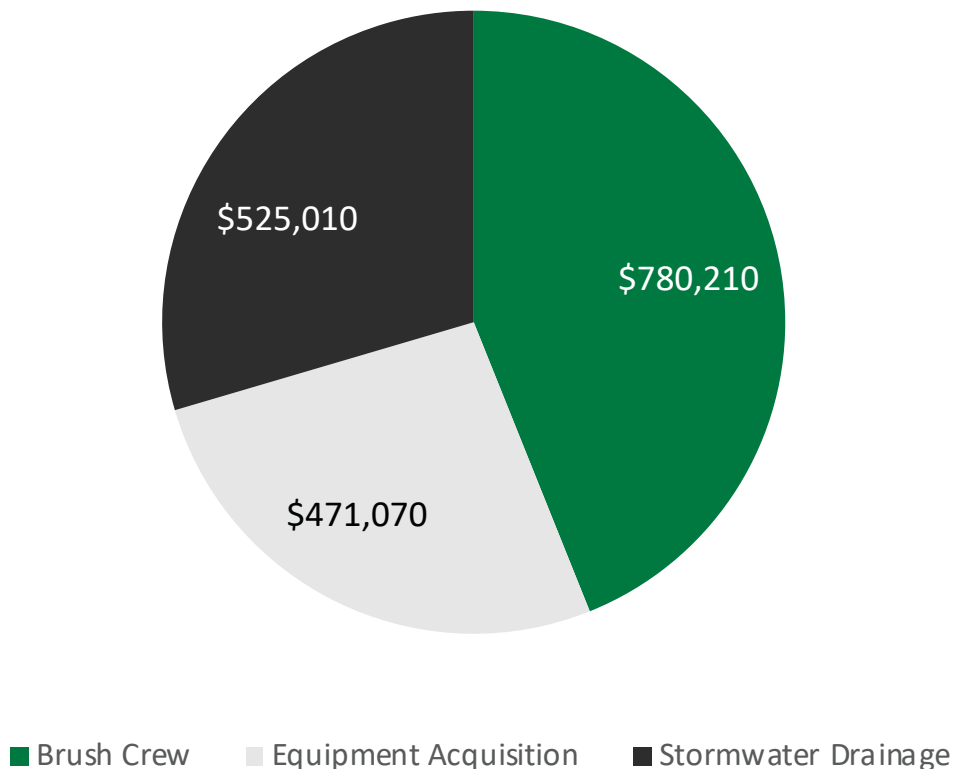


■ Drainage Channel Maintenance ■ Street Maintenance ■ Traffic Signals ■ Signs and Markings

PUBLIC WORKS FY22 TOTAL BUDGET: \$124,425,589

Other Operating Funds

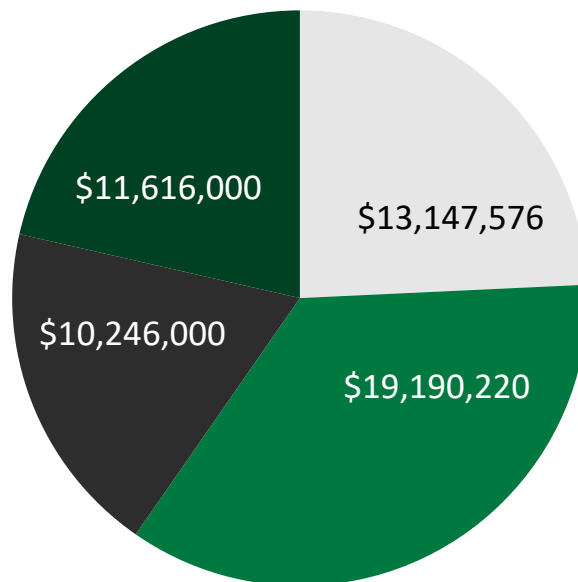
<u>Division</u>	<u>FY22 Approved Budget</u>
Brush Crew	\$780,210
Equipment Acquisition	\$471,070
Stormwater Drainage	\$525,010
Other Funds Total	\$1,776,290



PUBLIC WORKS FY22 TOTAL BUDGET: \$124,425,589

Capital Improvement Project Funds

<u>Division</u>	<u>FY22 Approved Budget</u>
1/4 cent Streets Maintenance	\$13,147,576
Streets Capital Projects	\$19,190,220
Water Capital Projects	\$10,246,000
Wastewater Capital Projects	\$11,616,000
CIP Total	\$54,199,796



■ 1/4 cent Streets Maintenance ■ Streets Capital Projects
■ Water Capital Projects ■ Wastewater Capital Projects

A photograph of construction workers in safety gear pouring and spreading concrete on a residential street. A concrete mixer truck is on the left, and houses are in the background. The image is overlaid with a green tint and a dark green banner at the bottom.

Grand Prairie
TEXAS
PUBLIC WORKS

2021

WWW.GPTX.ORG