

# Appendix V

## FENCE DETAIL

---

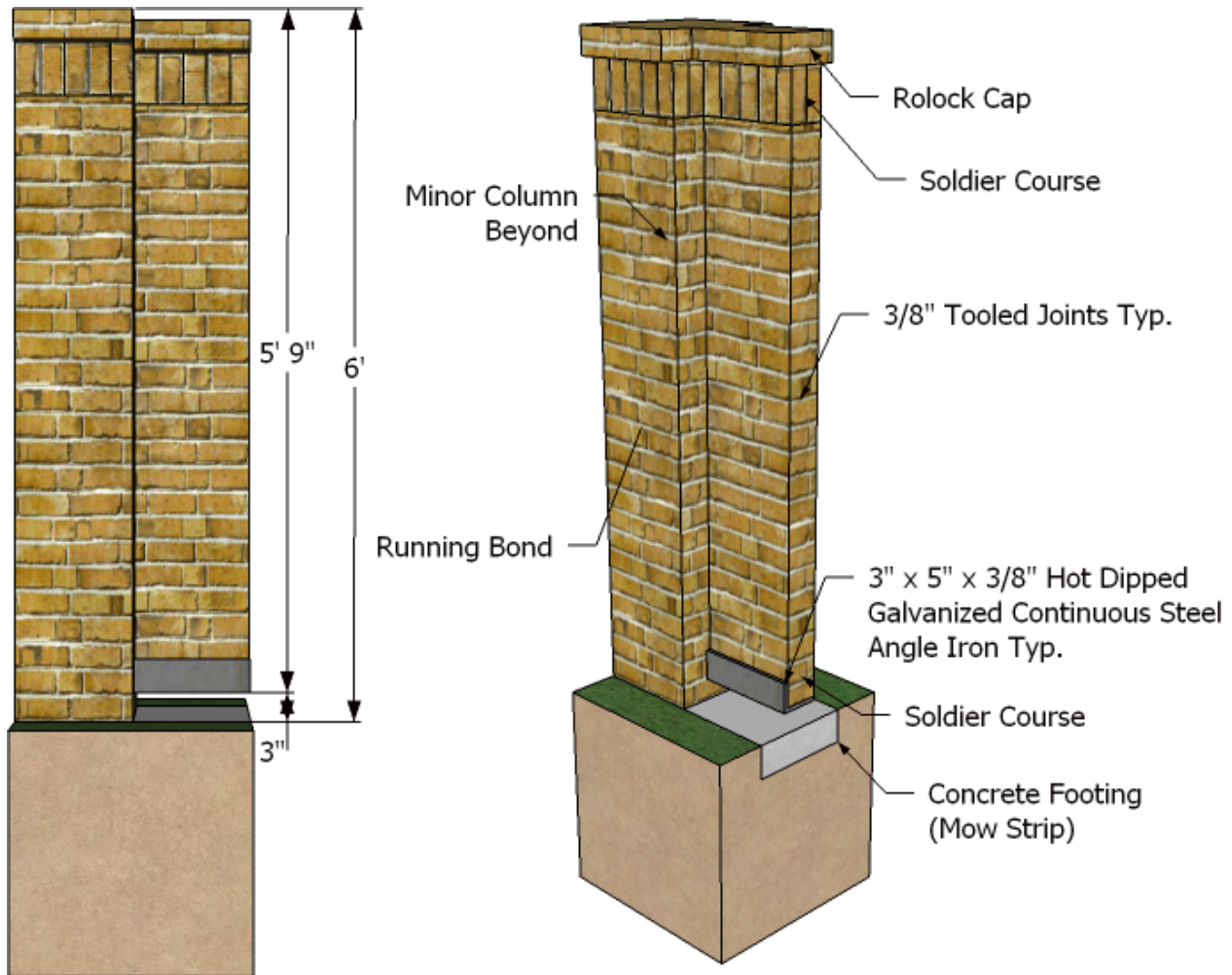
***LAST UPDATE: OCTOBER 18, 2011***

***CASE NUMBER: TA111002***

***ORDINANCE NO. 9288-2011***

## APPENDIX V: FENCE DETAIL

### V.1 Type 1: Masonry Construction



**Note:** Detail shows the front and side elevations of a column and wall section for a masonry-screening wall. Appropriate masonry screen designs may include pre-cast panels or panel sections, or other, provided that in any case the masonry screen is visually non-transparent.

#### Requirements:

- ✓ The wall will be a minimum of six (6) feet in height and a maximum of eight (8) feet in height.
- ✓ The wall will have a minimum of a six (6) inch mow strip constructed from a minimum of four (4) inch thick reinforced concrete.
- ✓ The wall will be constructed from kiln-fired brick of natural earth tone colors.
- ✓ The wall will have stone or masonry columns at a maximum distance of 50 foot centers situated on lot corners.
- ✓ The wall will incorporate rowlock brick, cast stone or a similar feature as a cap at all walls, columns and pilasters along with other design elements to articulate the top of the wall.
- ✓ The wall will not incorporate tension cables or straps to support the suspended panels.
- ✓ A Type 1 fence is required for all non-residential uses adjacent to residential or for areas visible within 200 feet of public right-of-way.

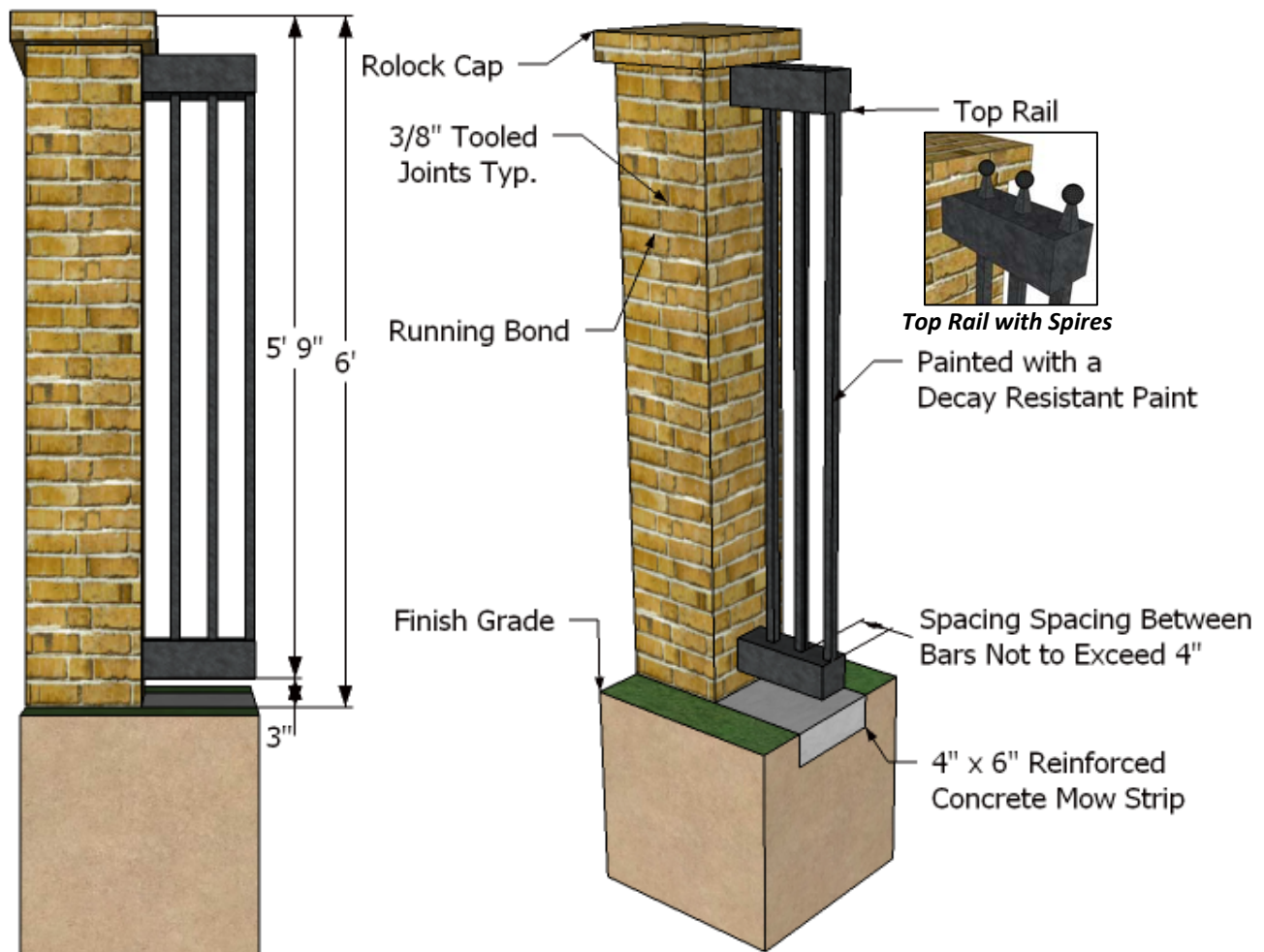
(For More Information about Type 1 Fences Reference Article 8, "Landscape and Screening," of the U.D.C.)

V-1

Grand  
Prairie

## APPENDIX V: FENCE DETAIL

### V.2 Type 2: Wrought Iron with Masonry Columns



**Note:** Detail shows the front and side elevations of a masonry column and wrought iron section for a Type 2 screening fence. Where a masonry column is not required a wrought iron column may be used. Spires or other appropriate decorative fencing elements may be used as long as they do not cause the fence to exceed the maximum/minimum height restrictions.

#### Requirements:

- ✓ The fence will be a minimum of six (6) feet in height and a maximum of eight (8) feet in height.
- ✓ The fence will have a minimum of a six (6) inch mow strip constructed from a minimum of four (4) inch thick reinforced concrete.
- ✓ The fence columns will be constructed from kiln-fired brick of natural earth tone colors or split face concrete masonry units (CMUs), or other appropriate CMU texture.
- ✓ The fence columns will be positioned at a maximum distance of 24 feet on center.

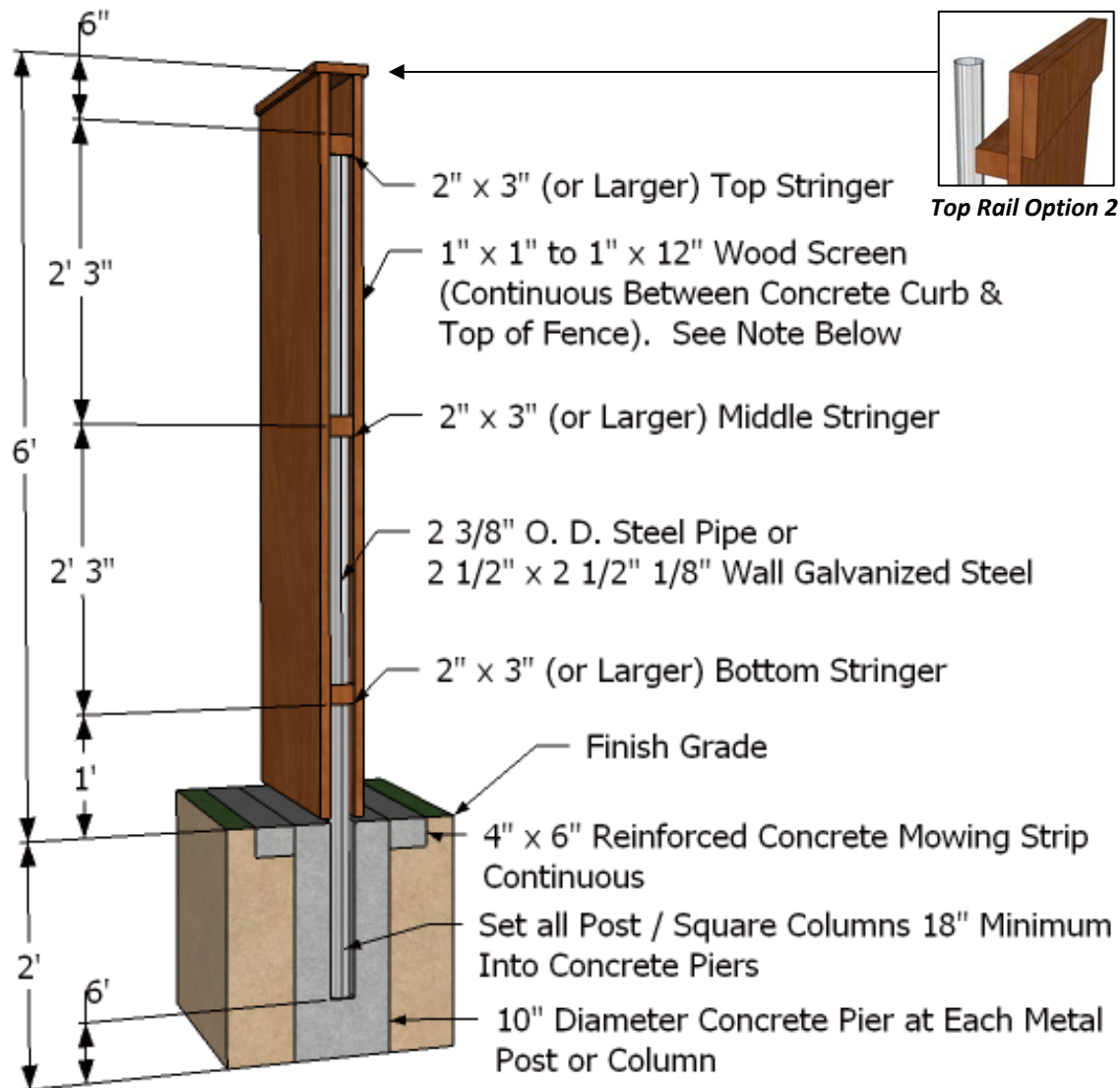
V-2

Grand  
Prairie

(For More Information about Type 2 Fences Reference Article 8, "Landscape and Screening," of the U.D.C.)

## APPENDIX V: FENCE DETAIL

### V.3 Type 3: Cement Fiberboard or Wood



**Note:** Detail shows finish surfacing on both sides, surfacing on one side is acceptable. Appropriate wood screen designs may include board on board, board & batten, solid panel, or other, provided that in any case the wood screen is visually non-transparent.

#### Requirements:

- ✓ The fence will be a minimum of six (6) feet in height and a maximum of eight (8) feet in height.
- ✓ The fence will have a minimum of a six (6) inch mow strip constructed from a minimum of four (4) inch thick reinforced concrete.
- ✓ The fence will be constructed of decay resistant materials.
- ✓ Type 3 fences adjacent to an alley will require two (2) additional stringers (bottom and middle) to be paced on the opposite side of the three (3) required stringers to stabilize and add rigidity.
- ✓ The fence shall be constructed so that the stringers are not visible from public rights-of-way or park facilities. Fences that face both a park facility and public rights-of-way will be constructed with the stringers not visible from either (the example above).

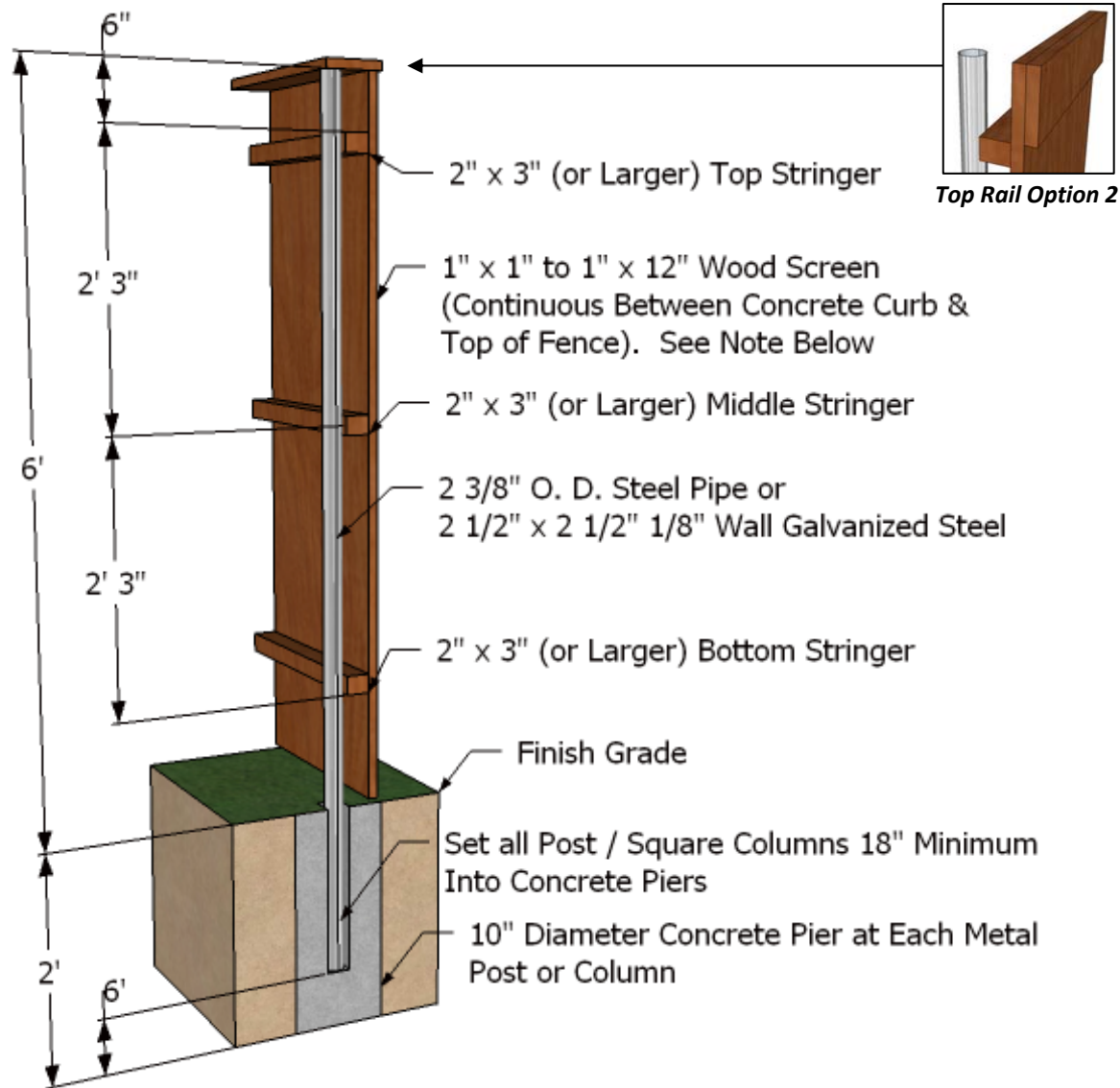
(For More Information about Type 3 Fences Reference Article 8, "Landscape and Screening," of the U.D.C.)

V-3

Grand  
Prairie

## APPENDIX V: FENCE DETAIL

### V.4 Type 4: Wood without a Mowing Strip



**Note:** Detail shows finish surfacing on both sides, surfacing on one side is acceptable. Appropriate wood screen designs may include board on board, board & batten, solid panel, or other, provided that in any case the wood screen is visually non-transparent.

#### Requirements:

- ✓ The fence will be a minimum of six (6) feet in height and a maximum of eight (8) feet in height.
- ✓ The fence will be constructed of decay resistant materials.
- ✓ The fence shall be constructed so that the stringers are not visible from public rights-of-way or park facilities. Fences that face both a park facility and public rights-of-way will be constructed with the stringers not visible from either (stringers will be on the inside, facing inward to the private lot).

V-4

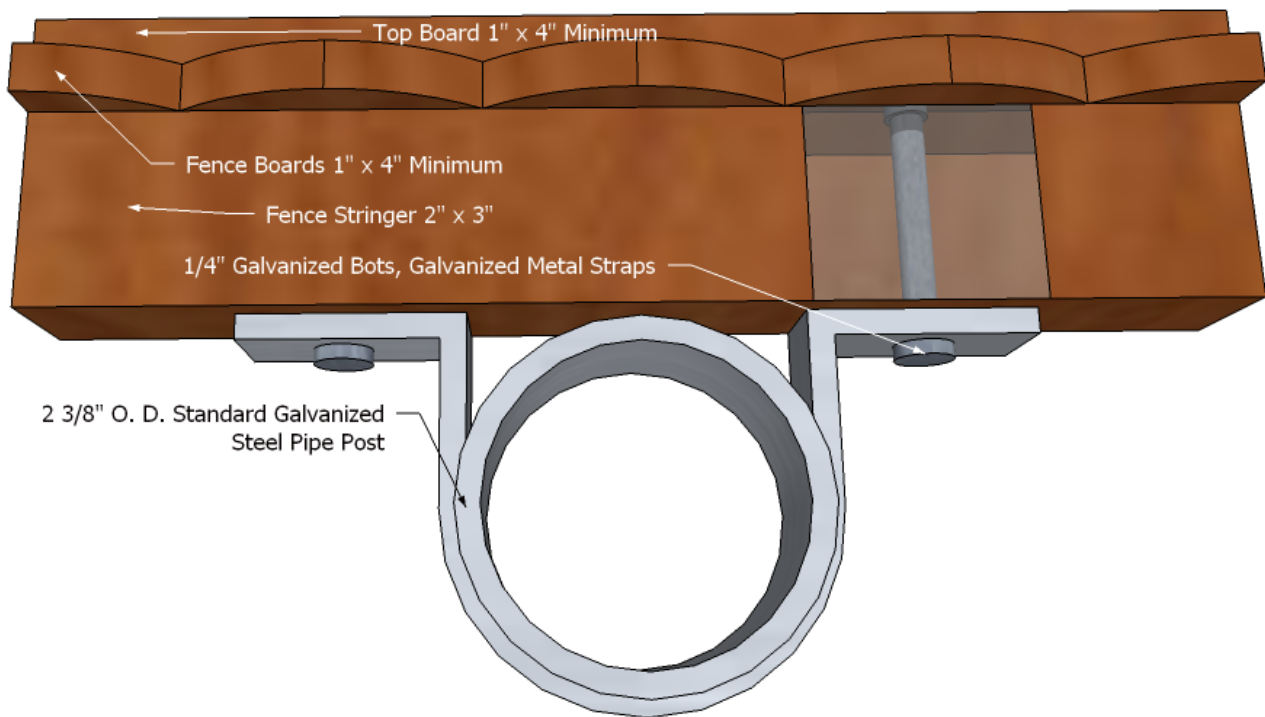
Grand  
Prairie

(For More Information about Type 4 Fences Reference Article 8, "Landscape and Screening," of the U.D.C.)

## APPENDIX V: FENCE DETAIL

### V.5 Wood Fence Detail

#### C.5.1 Wood Fence Stringers



*Note: Hand Dipped Galvanized Nails Required*

#### Requirements:

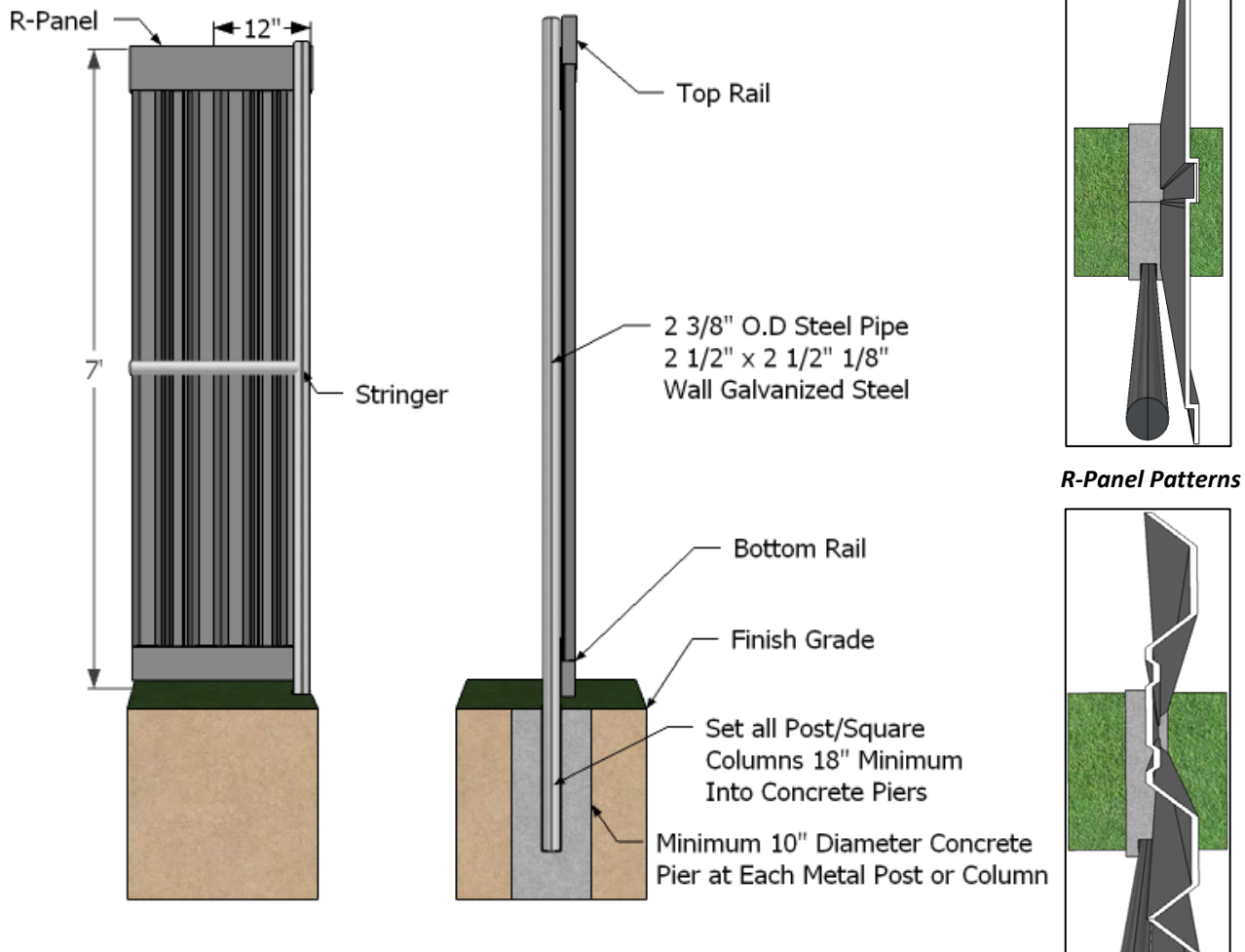
- ✓ All Type 3 and Type 4 fences running perpendicular to and being visible from a public street, and that face a vacant lot greater than one acre in size that has frontage on same public street, shall be constructed such that stringers are not visible along the public street or vacant lot (stringers will be on the inside, facing inward to the private lots, of all required fences) [**See** Article 8, "Landscape and Screening," Section 10, "Fencing"].

*Continue on Next Page ...*



## APPENDIX V: FENCE DETAIL

### V.6 Light Industrial Limited Standard (LI-LS) District: Metal Fence



**Note:** Detail shows the front, top and side elevations of an R-Panel section for a recommended metal fence to be constructed in the Light Industrial-Limited Standards (LI-LS) District. Appropriate screening designs for this district may include several variations of R-Panel provided that in any case the metal screening is visually non-transparent. Corrugated metal is not an approved fencing material.

#### Requirements:

- ✓ The fence will be a minimum of seven (7) feet in height.
- ✓ The fence will have a minimum of a six (6) inch wide concrete beam, set a minimum of six (6) inches above the ground, placed on either spread or piers and constructed from a minimum of two (2) number three (3) bars of steel.
- ✓ All fence posts will be steel and placed eight (8) feet on center.
- ✓ The fence will be constructed of decay resistant materials that are uniform in paint, color and texture.

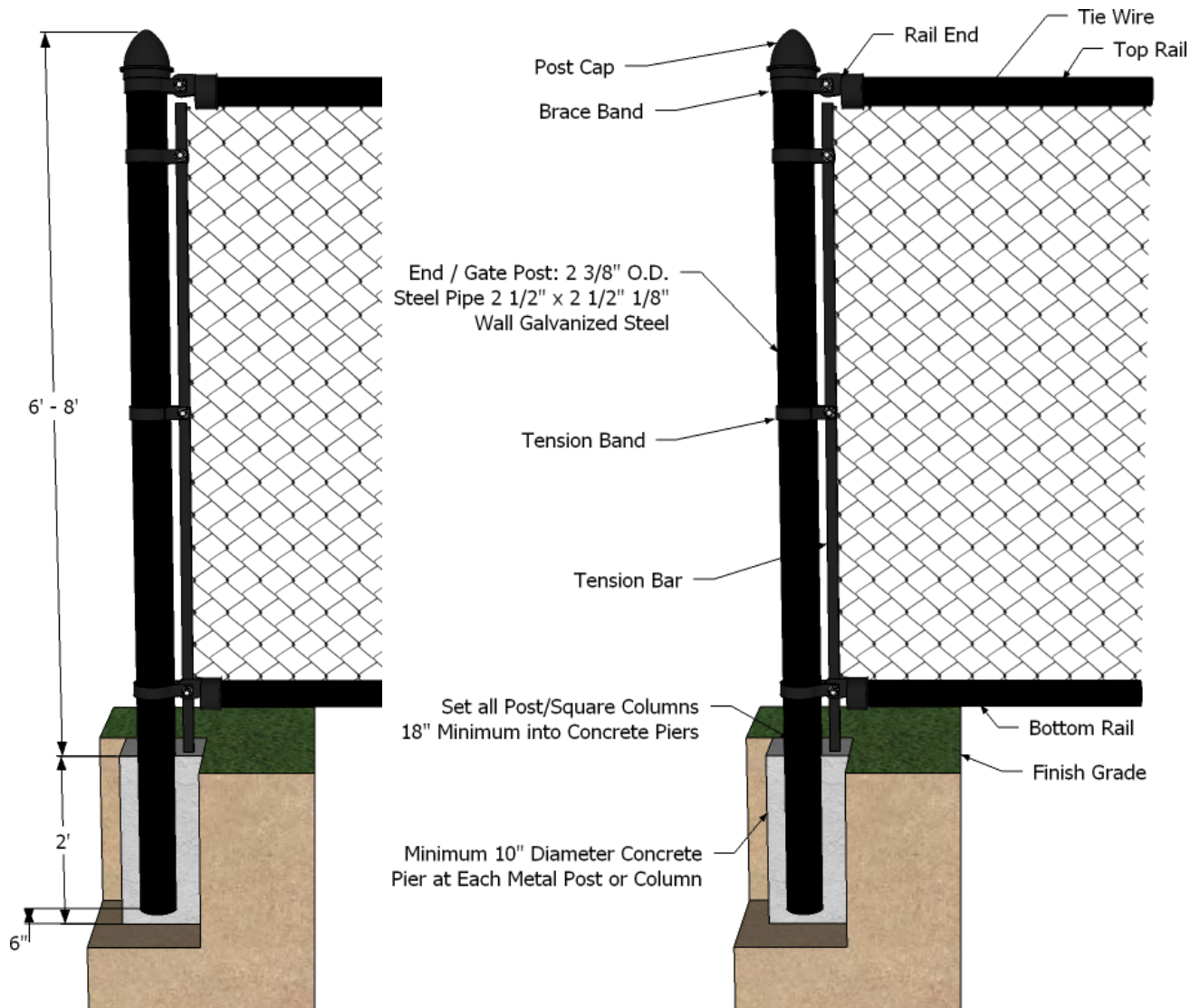
V-6

Grand  
Prairie

(For More Information about Metal Fence Standards Reference Appendix Q, "Light Industrial Limited Standards (LI-LS) Zoning District," of the U.D.C.)

## APPENDIX V: FENCE DETAIL

### V.7 Light Industrial (LI)/Heavy Industrial (HI) District: Vinyl Coated Chain Link Security Fence



**Note:** Detail shows the side elevation of a Vinyl Coated Chain Link Security Fence section and the elements necessary for the fence to be constructed on the property line in the Light Industrial (LI) District. Uncoated steel or galvanized fencing will not be permitted to be situated on the property line.

#### Requirements:

- ✓ The fence will be a minimum of six (6) feet in height and a maximum of eight (8) feet in height.
- ✓ The fence is required to be constructed with a top and bottom rail as shown in the diagram above.
- ✓ The fence can be situated along the property line for properties in a Light Industrial (LI) District only. The addition of barbed wire will not be permitted.
- ✓ All fence posts will be steel and placed eight (8) feet on center.
- ✓ The fence will be required to be covered in a dark vinyl, poly vinyl chloride (PVC) or polyester powder coating that is decay and weather resistant.

(For More Information about Black Vinyl Coated Chain Link Security Fence Standards Reference Article 8, "Landscape and Screening Standards," of the U.D.C.)

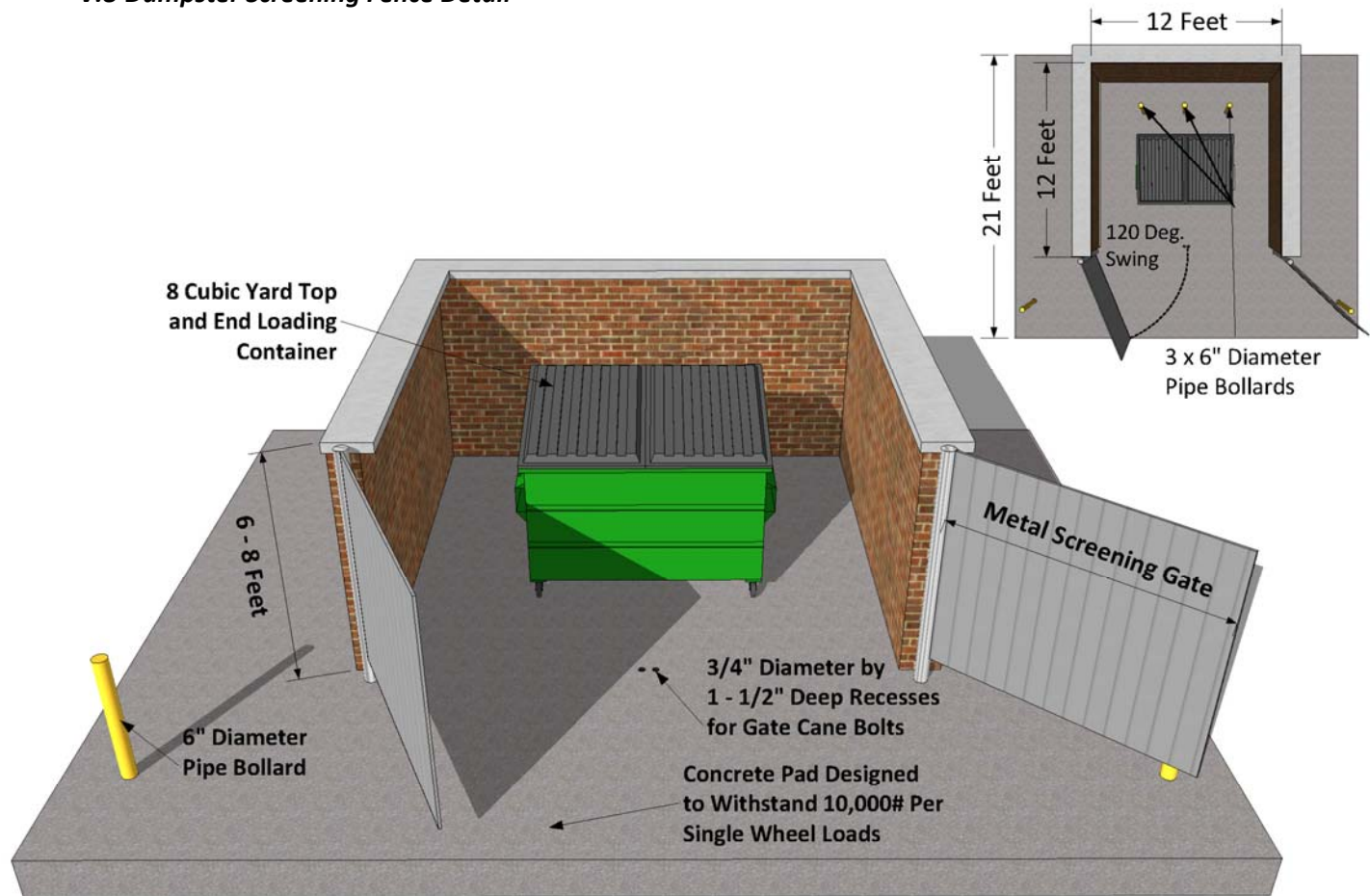
V-7

Grand  
Prairie



## APPENDIX V: FENCE DETAIL

### V.8 Dumpster Screening Fence Detail



**Note:** The cast stone cap show in the diagram above is optional. The above detail shows a concrete pad underneath the screening wall. This pad is only necessary when an approved concrete surface area is not present on the site.

#### Requirements:

- ✓ Areas reserved for refuse storage shall be screened with a solid non-transparent masonry wall similar in materials to the main structure.
- ✓ The masonry wall is required to be a minimum of six (6) feet in height and have walls that measure twelve (12) feet by twelve (12) feet measured from the inside of the structure for each dumpster enclosure present on the site.
- ✓ The structure will be required to have a screening gate that shall remain closed except when being serviced.
- ✓ The screening gate side of the enclosure shall be concealed from public view from all areas of a public right-of-way or residentially zoned property.
- ✓ All dumpster enclosures are required to have three (3) 6" pipe bollards situated at the back of the enclosure set in concrete 3' below grade to prevent wall damage when the site is being serviced and two (2) x 6" pipe bollards situated as gates stops on the sides of the concrete pad.
- ✓ The bollards and galvanized steel fence posts should be primed and painted a complimentary color to the primary structure.
- ✓ Recycling and dumpster areas shall be located no closer than twenty (20) feet to an adjacent residentially zoned property and shall not be located within any required building setback along a street right-of-way.
- ✓ An optional three (3) foot wide by seven (7) foot tall gate may be inserted on the side of the enclosure.

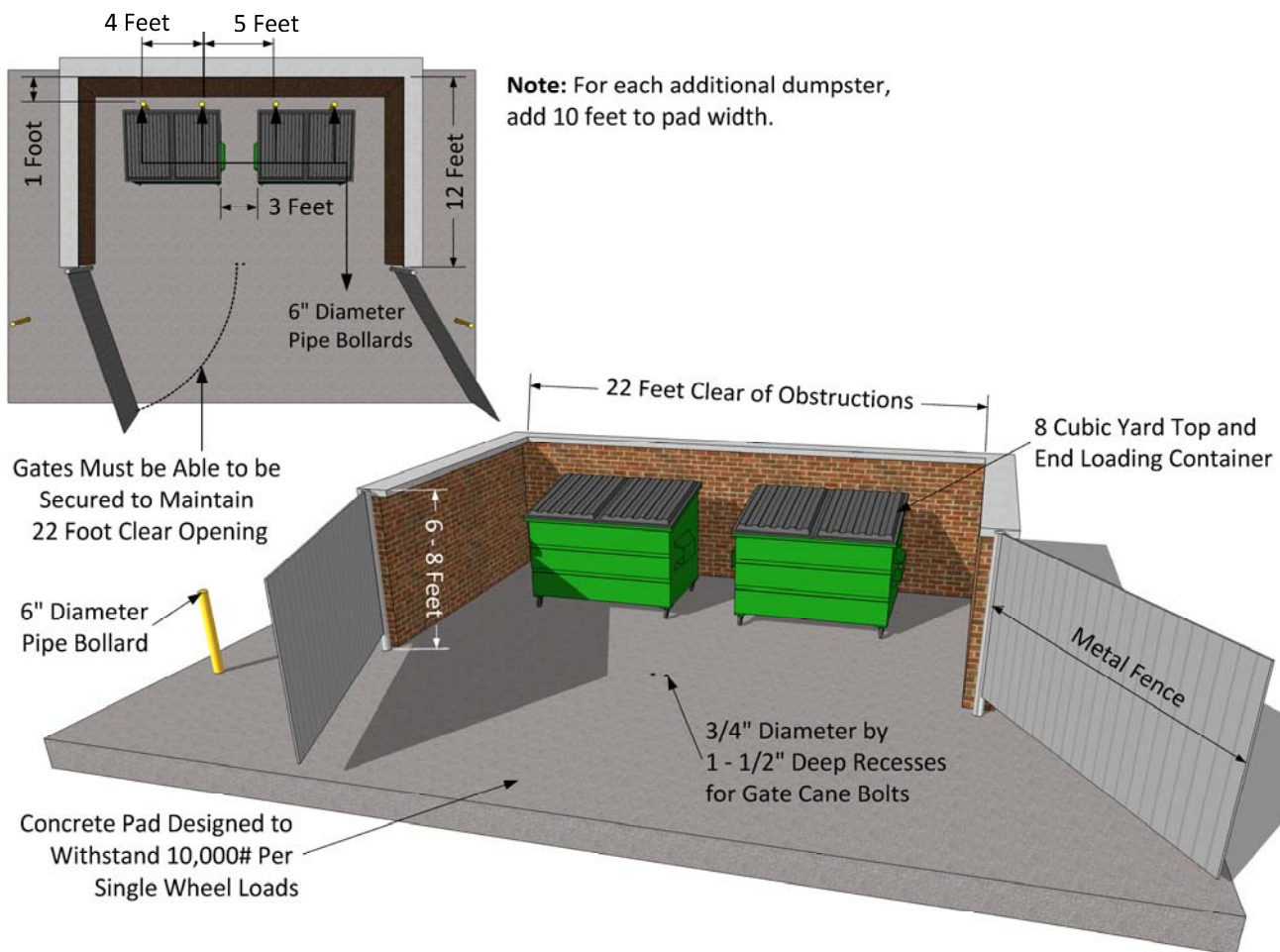
(For More Information about Dumpster Screening Fences Reference Article 8, "Landscape and Screening," of the U.D.C.)

V-8

Grand Prairie

## APPENDIX V: FENCE DETAIL

### V.9 Dual Dumpster Screening Fence Detail



**Note:** The cast stone cap show in the diagram above is optional. The above detail shows a concrete pad underneath the screening wall. This pad is only necessary when an approved concrete surface area is not present on the site.

#### Requirements:

- ✓ Areas reserved for refuse storage shall be screened with a solid non-transparent masonry wall similar in materials to the main structure.
- ✓ The masonry wall is required to be a minimum of six (6) feet in height and have walls that measure twelve (12) feet by twenty-two (22) feet measured from the inside of the structure for each dumpster enclosure present on the site. For each additional dumpster container add ten (10) feet to the pad width.
- ✓ The structure will be required to have a screening gate that shall remain closed except when being serviced.
- ✓ The screening gate side of the enclosure shall be concealed from public view from all areas of a public right-of-way or residentially zoned property.
- ✓ All dumpster enclosures are required to have two (2) 6" pipe bollards situated at the back of each refuse container set in concrete 3' below grade to prevent wall damage when the site is being serviced and two (2) x 6" pipe bollards situated as gates stops on the sides of the concrete pad.
- ✓ The bollards and galvanized steel fence posts should be primed and painted a complimentary color to the primary structure.
- ✓ Recycling and dumpster areas shall be located no closer than twenty (20) feet to an adjacent residentially zoned property and shall not be located within any required building setback along a street right-of-way.
- ✓ An optional three (3) foot wide by seven (7) foot tall gate may be inserted on the side of the enclosure.

**(For More Information about Dumpster Screening Fences Reference Article 8, "Landscape and Screening," of the U.D.C.)**

V-9

Grand  
Prairie